Our Lady & St John's Newsletter

Website: www.ourladyandstjohns.org.uk
Email: admin@stjohnrc.hounslow.sch.uk
Follow us on Twitter : OLSJ_TW8

Volume 6 Issue 9

8th November 2024

Dear parents,

Welcome back to the second half of the Autumn term.

I would also like to say a huge thank you to the Year 6 pupils who did another tour of the school for prospective parents this week – you were all amazing ambassadors for our school!

Today we celebrated 'Children in Need' – we had lots of fun! (See below) Year 6 had also been busy washing cars during the week – thanks to all the parents who were kind enough to bring their car in to be washed – the children did an excellent job! My thanks to you all for your support for this very worthy cause. A huge 'thank you' to Mrs. Sheehan and the school council for all their hard work.

Winter uniform

It is lovely seeing the children looking so smart in their winter uniforms. Please ensure your child has the winter white shirt and tie (not the polo shirt) and that they are wearing a school coat. Please remember to label all items of uniform. We realise there is a delay with the uniform supplier and we are in contact with head office to try to resolve the issues.

Have a lovely weekend,

Mrs. Cunningham

Stars of the Week
4th November 2024

Rec : Michal & Lea
Yr1: Franek & Modupeola
Yr2: Rebecca & Kian
Yr3: Elikya & Pharez
Yr4: Szymon & Stella
Yr5: Tristan & Obafemi
Yr6: Naana & Giovanni



We are a PEANUT & NUT FREE SCHOOL

Due to severe allergies of some pupils and staff, please ensure no nut or peanut products are brought into school.



Safeguarding

The wellbeing of our children is of paramount Importance to all staff.
Should any parent have a concern regarding a child's wellbeing, please inform the school's designated safeguarding officer:
Mrs Cunningham or in her absence the deputy safeguarding
officer Mrs Sheehan. In cases where school staff have concerns, they have a statutory duty to discuss the issue with their line manager, Mrs Cunningham to seek further advice.

Congratulations to the children in St. George's who received the most house points over the last week.

The children in St. George's will receive 15 minutes of extra play in Key stage 1.

The children in St. George's in Key stage 2 will receive a Homework pass for this weeks' homework.

House point winners for this week



HOUSES	Score
St Patrick	140
St Andrew	199
St George	227
St David	177
St John	164
Overall Winner	St George's

Punctuality & Attendance

Position	Year	%	Late
1st	1	98.4	1
2nd	6	98	1
3rd	4	97.4	0
4th	5	96.2	3
5th	3	96	1
6th	2	93.7	0
7th	Nur	92.3	3
8th	Rec	88.6	1







Important Dates November

Monday 11th November
- Bikeability for year 6
- Anti-bullying week

Friday 15th November
8:50 Yr5 class mass

Wednesday 20th November
8:30-9:30 Nursery & Reception Stay & Play
2:30-3:30 Nursery & Reception Stay & Play
- Yr5 cake sale

Thursday 21st November
- Individual photos

Friday 22nd November
INSET DAY—school closed to pupils

Monday 25th November
- Kris Kinder begins

Wednesday 27th November
8:30-9:30 Nursery & Reception Stay & Play
2:30-3:30 Nursery & Reception Stay & Play

Friday 29th November
8:50 Yr4 class mass

Year 6 Cake sale

A big thank you to everyone in year 6 who brought cakes in to sell at the year 1 cake sale. The children managed to raise £179.00

Thank you to everyone who brought in money to spend.

Congratulations to Year 1 on their attendance!

They will receive 10 minutes extra play

Children in Need

To all parents, children and staff.

Thank you, thank you and thank you once again for your enormous generosity with the many events that we had running for **'Children in Need'** today.

The children and staff embraced the day, as they always do, with such kindness and enthusiasm.

Great efforts were made to bring in cakes, prizes for raffles and bric 'n' brac, Cars were washed with such care and attention to detail! A huge thank you to Miss Ryan and Mrs Waghorne for organising this. Teddy bears shared a picnic with nursery and re-ception. Many tickets were bought for the raffles, guesses were made to name the 'teddy' and guess how many sweets in the jar., as well as guessing the weight of the cakes.

The activities were endless and so was the amount of money spent. To top it all off the children donated £1.00 to come into school wearing spots. Parents also donated to our 'Just giving' page too!

These days are not possible unless we all work together. Today was a very good example of how hard we all worked. You should all be very proud of all your children.

A very special mention to the School Council for all their hard work, in making this day run so smoothly. These children worked so hard to make the day such a success

We would also like to thank JC in Yr3 who did some fund raising of his own, raising **£28.60** for Children in Need.



Tickets will be on sale for the raffle, guess the name of the teddy and guess how many sweets in the jar until Tuesday, should you want to buy any more tickets.
We will announce the winners on Wednesday.
Good luck everybody.

Mrs Sheehan

Should you wish to contribute to our Just giving page, please find the link below

https://www.justgiving.com/page/our-lady-st-john-primary-school-1729764582688?utm_medium=fundraising&utm_content=page%2Four-lady-st-john-primary-school-1729764582688&utm_source=copyLink&utm_campaign=pfp-share









Please log onto Google classroom to view more pictures from today











Our total so far is £1044.10



Our Lady & St John's Catholic Primary School

Prophecy and Promise - Year C

Linking School, Parish and Home

Religious Education

This topic is for the Autumn term 2 – 2024 and is the second in the Academic year 2024/2025. As the resource teaches both Advent and Christmas, it begins the Liturgical cycle of Year C – the Year of Luke. The content of this resource is the season of Advent and the birth of Jesus as recorded in the Gospel of Luke. It builds on the learning of the previous resource by further developing knowledge of God, in particular knowledge of the second person of the Trinity, Jesus, the Christ.

Attitudes and Spiritual Dispositions

It is hoped that children will develop:

- A sense of wonder about the coming of God into the world
- An openness to the mystery of God incarnate
- Patience in the chaos, joy in the waiting and love in the celebrating
- An appreciation of the gift of Christmas
- A disposition of prayer

Activities to try at home

You are the first educator of your child in faith. Your child's learning in religious education will be much greater if you are engaged in talking about the same ideas and beliefs as we talk about in school, such as the practices of Advent and Christmas. Your children will be asked to think about their own birth and how you prepare for the birth of Jesus. Talk to them about what you do: do your rituals and customs reflect your cultural background?

An idea for prayer at home

Prayer Activity



Prayer throughout Advent. Make an Advent wreath and pray for the coming of God in Jesus.

God of hope, who brought love into this world, be the love that dwells between us.
God of hope, who brought peace into this world, be the peace that dwells between us.
God of hope, who brought joy into this world, be the joy that dwells between us.
God of hope, the rock we stand upon, be the centre, the focus of our lives always, and particularly this Advent time.

To all our parents,
grandparents and carers.

We really need your help.

With the increasing demands on the curriculum, we are finding it more and more difficult to provide 1-1 reading for our children.

Although this is not an expectation of the curriculum, it is something that we have always valued in the hope that it provides children with a love of reading from an early age.

So, if you can spare an hour or two every week (or more) to hear children read, please let me know, we would be eternally grateful.

This support is invaluable to both the teachers and the children.

Thank you in advance
Mrs Sheehan

Homework club

Mrs. Sheehan & the School council will be running a homework club for the juniors in the ICT suite.

Monday & Tuesdays

12:15-1:00

HOW THE GAME WORKS

Numbots

BEFORE THE GAME

Children are welcomed to the game with an opening video, where they are introduced to the central character, "Rusty". In the video, Rusty asks for help in his quest to find new parts to upgrade him to a diamond robot, so he can "shine inside and out, like a Diamond". Next, the child will be able to choose a bot name they will play under, as well as their own robot character.



PLAYING THE GAME: STORY MODE

The game starts in 'Story Mode'. There are 18 stages - from Rust to Diamond - and each stage is made up of a number of levels. Players start at Rust level 1 and, to unlock the next level, they need to earn at least 2 out of 3 stars.

To earn the 2 or 3 stars required to pass the level, children must demonstrate a level of fluency when answering the questions. This means they must be accurate and timely with their answers; if children get 0 or 1 stars they need to answer more quickly. The game ensures that learners don't move on to the next level until they show they are prepared for it.

Story Mode starts with very basic maths (subitising numbers) and progresses steadily and rigorously to addition and subtraction of double-digit numbers.



PLAYING THE GAME: CHALLENGE MODE

When players complete Stage 3 (Tin): Level 35 in Story Mode, they will unlock Challenge Mode. Here they can race the clock to test themselves on how many questions they can answer correctly in one minute. There are 20 different challenges to choose from; each challenge testing a different skill, for example number bonds to 10, adding single digits or subtracting double digits.



HOW THE GAME WORKS

Numbots

THE CUSTOM SHACK

For every maths question answered correctly, the child will receive coins to spend in the Custom Shack. Here, they are able to purchase new parts to upgrade and personalise their own robot character. As well as earning coins, children are kept motivated throughout their NumBots journey by collecting badges and winning trophies to reward their achievements.



SUPPORTING YOUR CHILD

We recommend children get 3 minutes a day four or five times a week. There will be times when they need your help understanding what to do (to help with that, there is an info slide before each level begins) or even with typing in the answers. They may need encouragement from time to time and they may benefit from being reminded that making mistakes is something perfectly natural.

They could also reach a point in the maths that is beyond their reach for now; if it feels like they've reached a blocker, we'd recommended returning to earlier levels and trying to complete them with 3 stars. If they are regularly struggling to achieve 2 stars, it may be worth speaking to their teacher abour possible strategies and asking them to change the Story Controls for your child, which will give them longer to pass each level.

